


When the crowd asked “By what power or by what name did you do this?”,
Who did Peter say healed the man? _____



There is an Engage, Invest, Expand image in Acts 3.
Can you see it?

As they engaged with God,
They invested in him what God has given them.
When that caused people to ask questions,
it expanded their opportunity to share the Gospel.

Filled with the Holy Spirit, Peter took every opportunity,
Every question, straight to the Gospel.

The Holy spirit within us wants to reveal the risen Christ.
-Pastor Darin

BOOKS OF THE BIBLE



OLD TESTAMENT

Law
Genesis
Exodus
Leviticus
Numbers
Deuteronomy
History
Joshua
Judges
Ruth
1 Samuel
2 Samuel
1 Kings
2 Kings
1 Chronicles
2 Chronicles
Ezra
Nehemiah
Esther
Poetry
Job
Psalms

Proverbs
Ecclesiastes
Song of Solomon
Major Prophets
Isaiah
Jeremiah
Lamentations
Ezekiel
Daniel
Minor Prophets
Hosea
Joel
Amos
Obadiah
Jonah
Micah
Nahum
Habakkuk
Zephaniah
Haggai
Zechariah
Malachi

NEW TESTAMENT
Gospels
Matthew
Mark
Luke
John
History
Acts
Letters
Romans
1 Corinthians
2 Corinthians
Galatians
Ephesians
Philippians
Colossians

1 Thessalonians
2 Thessalonians
1 Timothy
2 Timothy
Titus
Philemon
Hebrews
James
1 Peter
2 Peter
1 John
2 John
3 John
Jude
Prophecy
Revelation

BOOKS OF THE BIBLE



OLD TESTAMENT

Law
Genesis
Exodus
Leviticus
Numbers
Deuteronomy
History
Joshua
Judges
Ruth
1 Samuel
2 Samuel
1 Kings
2 Kings
1 Chronicles
2 Chronicles
Ezra
Nehemiah
Esther
Poetry
Job
Psalms

Proverbs
Ecclesiastes
Song of Solomon
Major Prophets
Isaiah
Jeremiah
Lamentations
Ezekiel
Daniel
Minor Prophets
Hosea
Joel
Amos
Obadiah
Jonah
Micah
Nahum
Habakkuk
Zephaniah
Haggai
Zechariah
Malachi

NEW TESTAMENT
Gospels
Matthew
Mark
Luke
John
History
Acts
Letters
Romans
1 Corinthians
2 Corinthians
Galatians
Ephesians
Philippians
Colossians

1 Thessalonians
2 Thessalonians
1 Timothy
2 Timothy
Titus
Philemon
Hebrews
James
1 Peter
2 Peter
1 John
2 John
3 John
Jude
Prophecy
Revelation

BOOKS OF THE BIBLE



OLD TESTAMENT

Law
Genesis
Exodus
Leviticus
Numbers
Deuteronomy
History
Joshua
Judges
Ruth
1 Samuel
2 Samuel
1 Kings
2 Kings
1 Chronicles
2 Chronicles
Ezra
Nehemiah
Esther
Poetry
Job
Psalms

Proverbs
Ecclesiastes
Song of Solomon
Major Prophets
Isaiah
Jeremiah
Lamentations
Ezekiel
Daniel
Minor Prophets
Hosea
Joel
Amos
Obadiah
Jonah
Micah
Nahum
Habakkuk
Zephaniah
Haggai
Zechariah
Malachi

NEW TESTAMENT
Gospels
Matthew
Mark
Luke
John
History
Acts
Letters
Romans
1 Corinthians
2 Corinthians
Galatians
Ephesians
Philippians
Colossians

1 Thessalonians
2 Thessalonians
1 Timothy
2 Timothy
Titus
Philemon
Hebrews
James
1 Peter
2 Peter
1 John
2 John
3 John
Jude
Prophecy
Revelation

BOOKS OF THE BIBLE



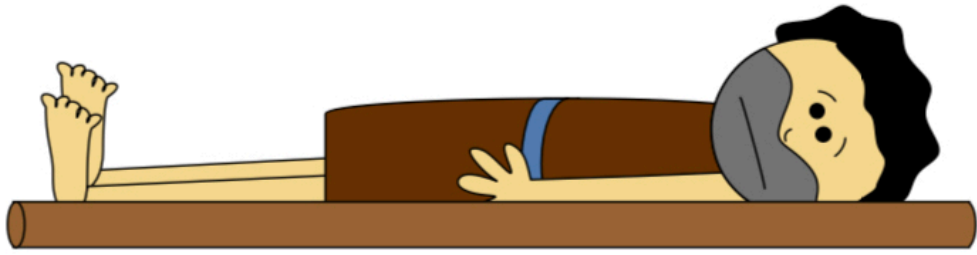
OLD TESTAMENT

Law
Genesis
Exodus
Leviticus
Numbers
Deuteronomy
History
Joshua
Judges
Ruth
1 Samuel
2 Samuel
1 Kings
2 Kings
1 Chronicles
2 Chronicles
Ezra
Nehemiah
Esther
Poetry
Job
Psalms

Proverbs
Ecclesiastes
Song of Solomon
Major Prophets
Isaiah
Jeremiah
Lamentations
Ezekiel
Daniel
Minor Prophets
Hosea
Joel
Amos
Obadiah
Jonah
Micah
Nahum
Habakkuk
Zephaniah
Haggai
Zechariah
Malachi


NEW TESTAMENT
Gospels
Matthew
Mark
Luke
John
History
Acts
Letters
Romans
1 Corinthians
2 Corinthians
Galatians
Ephesians
Philippians
Colossians


1 Thessalonians
2 Thessalonians
1 Timothy
2 Timothy
Titus
Philemon
Hebrews
James
1 Peter
2 Peter
1 John
2 John
3 John
Jude
Prophecy
Revelation



Lame Man

More People





Lame
Man
Healed

John



Peter

Story Felt Board

©2012 Education Inspired

For grades PK-2; Small Group to Whole Group

Materials Needed:

A felt board

Felt board pieces (need scissors, glue, and felt to construct)

Corresponding text or story

How to Construct:

1. Cut out the story characters. Laminate them if desired.
2. Glue pieces of felt to the back of the characters. If students will be using the pieces, be sure to use a very strong glue.
2. Check the pieces to see if any pieces of felt need to be glued to the front of the characters.
3. Put all the characters in a bag or large envelope and label it with the story title.

How to Play:

1. Read or tell the story. Use the felt characters to act out the story while you read/tell it.
- Optional: Put the felt board and characters in a station for small groups of students to use. They can reenact the story with the characters.

